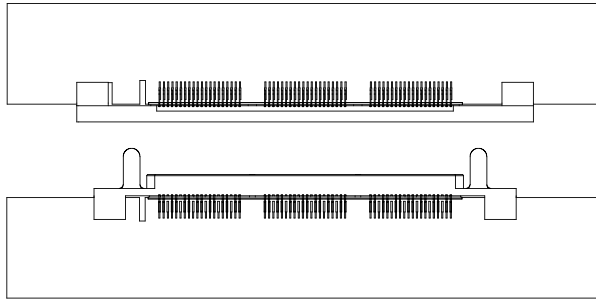


QTE-QSE GUIDE POST EM MATING SPECS

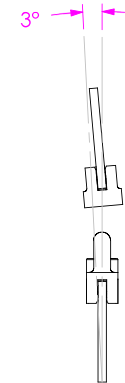
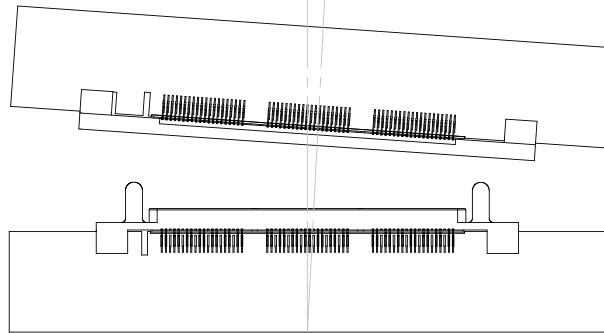
(SEE QTE-ASM-EM FOR FURTHER REFERENCES)



LIFT EVENLY
(SEE NOTE 1)



3°



NOTES:

1. THE KNIFING OR PEELING ACTION OF APPLYING FORCE TO ONE END OR ONE SIDE MUST BE AVOIDED TO PREVENT DAMAGE TO THE CONNECTOR AND GUIDE POST.

PROPRIETARY NOTE

THIS DOCUMENT CONTAINS INFORMATION CONFIDENTIAL AND PROPRIETARY TO SAMTEC, INC. AND SHALL NOT BE REPRODUCED OR TRANSFERRED TO OTHER DOCUMENTS OR DISCLOSED TO OTHERS OR USED FOR ANY PURPOSE OTHER THAN THAT WHICH IT WAS OBTAINED WITHOUT THE EXPRESSED WRITTEN CONSENT OF SAMTEC, INC.

SAMTEC

520 Park East Blvd. New Albany, IN 47151
Phone (812) 944-6733 Fax (812) 948-5047
e-Mail: INFO@SAMTEC.COM CODE: 55322



DESCRIPTION:
QTE-QSE GUIDE POST EM MATING SPECS

DWG. NO.

BY: JOHN S 10/15/01 SHEET 1 OF 1